



G3 Premium

Abrasive Compound



Product Description

G3 Premium Abrasive Compound is the only compound needed to permanently remove P1500 or finer sanding marks from all modern paint systems, while leaving a swirl free, high gloss finish with reduced product consumption.

G3 Premium has a transparent film which allows the operator to see the work area when compounding. No delays in checking that the job is complete.

For best results, compound using a G Mop Yellow Compounding Foam. If needed, follow with a G Mop Finishing Foam. This will remove any swirls and holograms that might remain, and leave an enhanced gloss finish.

Product Information

Size	Code	Ctn Qty
500g	G3P506	12
1kg	G3P101	6

Key Benefits

- Long Lasting, Powerful Cut** Has a high cutting power which does not diminish over a short time. The only compound you need to achieve the perfect finish
- Permanent Results Fast** No fillers, no silicones, no die-back, no reworks. Removes P1500 scratch marks or finer **PERMANENTLY**
- Better Slip** No dragging, staining or hazing on fresh paints
- Clean in Use and Easy to Wipe Off** No dusting or splatter. Exceptionally easy and quick to wipe off
- All Paint Types** A rare compound that can be used on **ALL** modern paint systems including the very latest energy or 'hyper' clearcoats



Use With

Stage 1: **CUT**




G Mop Yellow Compounding Foam
GMC312 (3" foam)
GMC612 (6" foam)
GMC812 (8" foam)



G Mop Back Plate with Yellow Interface for 6" Pads
GMB614 (14mm)
GMB658 (5/8")
GMB616 (16mm)



G Mop Flexible Back Plate for 8" Pads
GMB814 (14mm)
GMB858 (5/8")
GMB816 (16mm)



Farécla Finishing Cloth **FC-3** (3 x cloths)

Stage 2: **FINISH** (if needed)




G Mop Finishing Foam
GMF301 (3" foam)
GMF601 (6" foam)
GMF801 (8" foam)



G Mop Back Plate with Yellow Interface for 6" Pads
GMB614 (14mm)
GMB658 (5/8")
GMB616 (16mm)



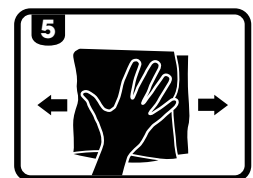
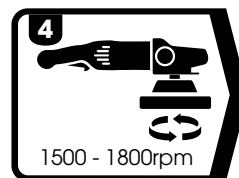
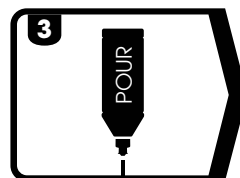

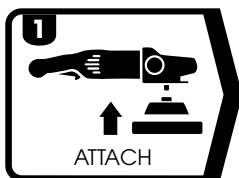
G Mop Flexible Back Plate for 8" Pads
GMB814 (14mm)
GMB858 (5/8")
GMB816 (16mm)



Farécla Finishing Cloth **FC-3** (3 x cloths)

How To Use

For Stage 1: **CUT** and Stage 2: **FINISH** (if needed)



Tip: For Stage 2: **FINISH** (if needed) use the same process as with Stage 1: **CUT** but use a G Mop Finishing Foam and a small (pea-sized) quantity of G3 Premium Abrasive Compound.

Technical Information

Appearance: **White coloured liquid**
 Viscosity: **Medium viscosity**
 VOC Content: **109.6g/L**
 Relative Density: **1.37**
 pH: **8 - 9**
 Paint Type Compliance: **All paint types**

Tip

Prior to first use of a new pad, roughen the surface with a Spurring Brush to ensure optimum results. Clean pad with the Spurring Brush after use.



Spurring Brush
1090005